

Crimp Contacts

CB/CT MIL-DTL-5015 MS-E/F/R VG 95 234 CA-Bayonet

CB Series

Contact Size		CB Crimp Pins			CB Crimp Sockets			WIRE STRIP LENGTHS		
		PART NUMBER		WIRE GAUGE (AWG)	PART NUMBER					
CONTACT SIZE	WIRE GAUGE (AWG)	SILVER	GOLD		SILVER	GOLD				
16S	16-18♣	CB16S-16P♣	CB16S-16PG♣	G5	CB16S-16S♣	CB16S-16SG♣	G5	.245 (6.2)		
	20-22	CB16S-20P	CB16S-20PG		G6	CB16S-20S			CB16S-20SG	G6
	22-26	CB16S-22P	CB16S-22PG		G6	CB16S-22S			CB16S-22SG	G6
16	12-14	CB16-12P	CB16-12PG	G13	CB16-12S	CB16-12SG	G13			
	14-16	CB16-14P	CB16-14PG	G12	CB16-14S	CB16-14SG	G12			
	16-18♣	CB16-16P♣	CB16-16PG♣	G9	CB16-16S♣	CB16-16SG♣	G9			
	20-22	CB16-20P	CB16-20PG		G10	CB16-20S			CB16-20SG	G10
	22-26	CB16-22P	CB16-22PG		G10	CB16-22S			CB16-22SG	G10
12	12-14♣	CB12-12P♣	CB12-12PG♣	G16	CB12-12S♣	CB12-12SG♣	G16			
	16-18	CB12-16P	CB12-16PG		G16	CB12-16S			CB12-16SG	G16
8	8-10♣	CB8-8P♣	-	G42	CB8-8S♣	-	G42	.465 (11.8)		
	10	CB8-10P	-		G42	CB8-10S			-	G42
	12-14	CB8-12P	-		G40	CB8-12S			-	G40
4	4♣	CB4-4P♣	-	G44	CB4-4S♣	-	G44			
	6	CB4-6P	-		G44	CB4-6S			-	G44
0	0♣	CB0-0P♣	-	G48	CB0-0S♣	-	G48	.540 (13.7)		
	2	CB0-2P	-		G48	CB0-2S			-	G48
	4	CB0-4P	-		G47	CB0-4S			-	G47

Part Numbers marked with ♣ are the standard for that contact size

CT Series

CONTACT SIZE	WIRE GAUGE (AWG)	PART NUMBER		PART NUMBER		WIRE STRIP LENGTHS
		SILVER	GOLD	SILVER	GOLD	
16S	16-18	CT16S-16P	CT16S-16PG	CT16S-16S	CT16S-16SG	.250 (6.4)
16	16-20	CT16-16P	CT16-16PG	CT16-16S	CT16-16SG	.250 (6.4)
12	12-14	CT12-12P	CT12-12PG	CT12-12S	CT12-12SG	.250 (6.4)
8	8-10	CT8-8P	-	CT8-8S	CT8-8SG	.438 (11.1)
4	4	CT4-4P	-	CT4-4S	-	.625 (15.9)
0	0	CT0-0P	-	CT0-0S	-	.688 (17.5)



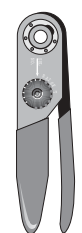
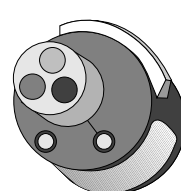


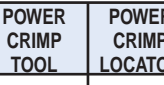


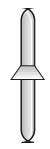
CT Crimp Pins

CT Crimp Sockets

Crimp Contacts

CB/CT MIL-DTL-5015 MS-E/F/R VG 95 234 CA-Bayonet

CB Series

Wire Range		Accessories		Tools							
											
INSULATION O.D. MIN	INSULATION O.D. MAX	WIRE HOLE FILLERS	HOLE FILLER COLOR	HAND CRIMP TOOL	HAND TOOL Turret	USE LOCATOR COLOR	POWER CRIMP TOOL	POWER CRIMP LOCATOR	INSERTION/EXTRACTION TOOL	INSERTION GUIDE PINS	
.089 (2.2)	.110 (2.8)	225-0017-000	BLUE	192990-2050	995-0002-052	BLUE	CBT530	Use hand tool turret with power tool.	CIT-F80-16* CET-F80-16*	226-1017-000	
.089 (2.2)	.110 (2.8)	225-0017-000	BLUE	192990-2050	995-0002-052	BLUE	CBT530			226-1017-000	
.089 (2.2)	.110 (2.8)	225-0017-000	BLUE	192990-2050	995-0002-052	BLUE	CBT530			226-1017-000	
.089 (2.2)	.110 (2.8)	225-0017-000	BLUE	192990-2050	995-0002-052	GREEN	CBT530			226-1017-000	
.089 (2.2)	.110 (2.8)	225-0017-000	BLUE	192990-2050	995-0002-052	GREEN	CBT530			226-1017-000	
.089 (2.2)	.110 (2.8)	225-0017-000	BLUE	192990-2050	995-0002-052	GREEN	CBT530			226-1017-000	
.089 (2.2)	.110 (2.8)	225-0017-000	BLUE	192990-2050	995-0002-052	GREEN	CBT530			226-1017-000	
.089 (2.2)	.110 (2.8)	225-0017-000	BLUE	192990-2050	995-0002-052	GREEN	CBT530			226-1017-000	
.122 (3.1)	.138 (3.5)	225-0018-000	YELLOW	192990-2050	995-0002-052	RED	CBT530	CIT-F80-12* CET-F80-12*	226-1018-000		
.122 (3.1)	.138 (3.5)	225-0018-000	YELLOW	192990-2050	995-0002-052	RED	CBT530		226-1018-000		
.220 (5.6)	.256 (6.5)	225-0019-000	WHITE	N/A	N/A	N/A	CBT600B	CCH8-KIT	CIT-8*	N/A	
.220 (5.6)	.256 (6.5)	225-0019-000	WHITE	N/A	N/A	N/A	CBT600B	CCH8-KIT	CET-8†	N/A	
.220 (5.6)	.256 (6.5)	225-0019-000	WHITE	N/A	N/A	N/A	CBT600B	CCH8-KIT		N/A	
.335 (8.5)	.370 (9.4)	225-8502-000	GREEN	N/A	N/A	N/A	CBT600B	CCH4-KIT	CIT-4*	N/A	
.335 (8.5)	.370 (9.4)	225-8502-000	GREEN	N/A	N/A	N/A	CBT600B	CCH4-KIT	CIT-4†	N/A	
.452 (11.5)	.512 (13.0)	225-8503-000	BLACK	N/A	N/A	N/A	CBT600B	CCH0-KIT	CIT-0*	N/A	
.452 (11.5)	.512 (13.0)	225-8503-000	BLACK	N/A	N/A	N/A	CBT600B	CCH0-KIT	CET-0†	N/A	
.452 (11.5)	.512 (13.0)	225-8503-000	BLACK	N/A	N/A	N/A	CBT600B	CCH0-KIT		N/A	

*Insertion Tool †Extraction Tool

CT Series

INSULATION O.D. MIN	INSULATION O.D. MAX	WIRE HOLE FILLERS	HOLE FILLER COLOR	HAND CRIMP TOOL	HAND TOOL Turret	USE LOCATOR COLOR	POWER CRIMP TOOL	POWER CRIMP LOCATOR	INSERTION/EXTRACTION TOOL	INSERTION GUIDE PINS
.064 (1.6)	.130 (3.3)	225-0017-000	BLUE	192990-2050	TH70	-	CBT530	Use hand tool turret with power tool.	CIT-F80-16*	226-1017-000
.064 (1.6)	.130 (3.3)	225-0017-000	BLUE	192990-2050	TH70	-	CBT530		CET-F80-16†	226-1017-000
.114 (2.9)	.170 (4.3)	225-0018-000	YELLOW	192990-2050	TP567	-	CBT530		CIT-F80-12*/CET-F80-12†	226-1018-000
.164 (4.2)	.255 (6.5)	225-0019-000	WHITE	N/A	N/A	N/A	CBT600B	CCH8-KIT	CIT-8*/CET-8†	N/A
.272 (6.9)	.370 (9.4)	225-8502-000	GREEN	N/A	N/A	N/A	CBT600B	CCH4-KIT	CIT-4*/CET-4†	N/A
.415 (10.5)	.550 (14.0)	225-8503-000	BLACK	N/A	N/A	N/A	CBT600B	CCH0-KIT	CIT-0*/CET-0†	N/A

*Insertion Tool †Extraction Tool

NEW!



Crimp kits are available for 16S & 16 size contacts - CAB16KIT. (Call for CT16KIT)

Kit includes:
 Crimp Tool
 Locator
 Insertion Tool
 Insertion Guide Pins
 Contact Insertion Lubricant
 Assembly Instructions
 Rugged Case